

Lessons Learned in the Engineering of Process Performance Models on the Journey to Higher Maturity Levels

Dr. Mary Anne Herndon
Transdyne Corporation

Sandra Salars
MEI Technologies

November 15, 2005

Dr. Mary Anne Herndon
858-271-1615

mah@transdynecorp.com
<http://transdynecorp.com>

Sandra Salars
281-283-6182

SSalars@munizengineering.com

Common Systems Engineering Management & Technical Issues



Critical Program Performance Challenges....

- Obtaining a realistic understanding and managing internal and external customer requirements.
- Lacking verified and validated techniques of measuring, controlling and balancing cost and performance requirements.
- Hiring the “right staff” in time to evaluate and implement emerging technologies.
- Maintaining ever-increasing program profitability goals due to the impact of emerging administration and technical issues, risk, and changing customer environments.
- Sustaining multi-year technical service and product support levels is impacted by increases in costs, staff transitions and changing customer requirements.

Background of Journey



Rationale for Initiating Journey

Faced with extreme challenges of maintaining profitability while managing increasing performance costs and concurrently responding to a dynamically changing customer environment

Organization Overview

Organization supported customer by performing on-site and off-site engineering and scientific services and product development for a wide assortment of space based platforms.

Kick-Off Activity

Multi-domain leadership team assembled to plan the multi-year journey to higher maturity levels. The initial version of the plan launched pilot projects in the small software development organization followed by support functions of finance, procurement and HR.

Obstacles

The organization faced initial obstacles of resources to construct a framework to integrate key program and technical functions as well as staff training in the CMMI®.

Engineering Approach to Developing a Program Performance Model

The leadership team, composed of engineers, developers and scientists, constructed the framework for the program performance model using SE Vee life cycle model.



Application of the practices in the CMMI® Process Areas (PAs) were used across the program and projects to implement the relevant phases in the SE Vee model.

Program Performance Model

- Functioned as a risk management tool
- Balanced cash flow, staff size, product quality and customer satisfaction
- Sustained service levels and technical performance at planned costs

Challenges in Developing the Program Performance Model



Time Factors

Realistic understanding of continually evolving customer environments

Developing and implementing validated techniques to balance cost and performance

Availability of global rapidly emerging technologies

Impact of operational changes

Life cycle planning

Staffing

Cost Factors

Exponential increase in costs downstream

Mismatch in technical performance requirements versus program budget

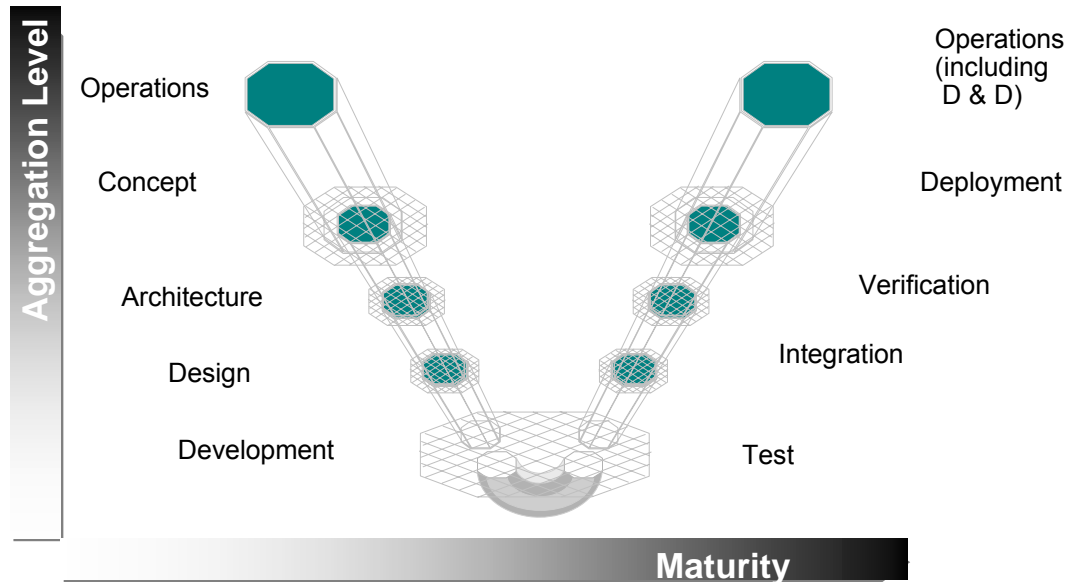
Inflexible, non-scalable designs

System requirements obsolete

O&M infrastructure costs vs. service levels


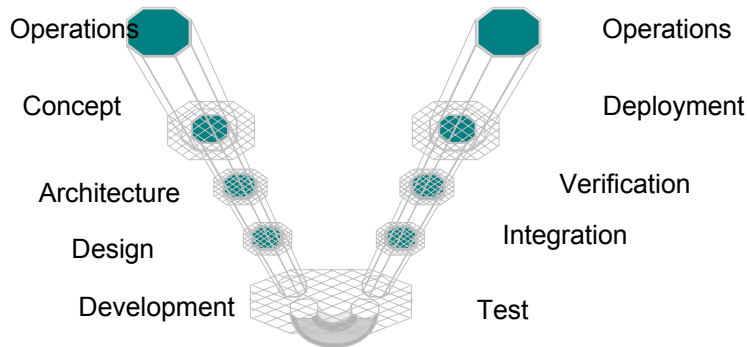
Unfilled positions lower revenue

About the SE Vee Model



- The SE Vee Life Cycle Model presented to the Texas Board of Professional Engineers, 1999, by Arunski, Martin, Brown and Buede.
- The phases in the Vee are traditionally applied to engineering products and services such as weapons systems, communications networks and technical support.
- In any program, phases in the Vee may not be performed or applicable or may exist in numerous projects at different times.
- Key infrastructure functions, such as finance, contracts, and HR benefit from implementing the same engineering discipline and activities as technical projects.

Engineering of Program Performance Models



“Vee” Activity

Example Critical Support Functions

Operation

Resources (space, accounting, BP systems)

Concept

Business goals performance intervals

Architecture

Structure of business performance interfaces (receivables, quality measures inventory, growth)


Design

Performance constraints for cash flow, service level performance, staff size

Development

Increments to support planned site expansion

Engineering of Program Process Performance Models



SE Vee Phases

Operations

Concept

Architecture

Design

Development

Verification

Integration

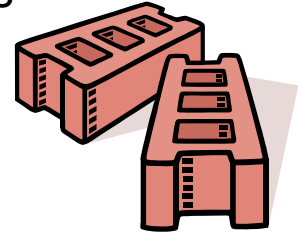
Test

Operations

Deployment



CMMI Process Area Categories



Project Management

(Project Planning, Project Monitoring & Control, Risk Management, Integrated Project Management, Integrated Teaming, Integrated Supplier Management, Quantitative Project Management)

Process Management

(Organizational Process Focus, Organizational Process Definition, Organizational Training, Organizational Process Performance, Organizational Innovation and Deployment)

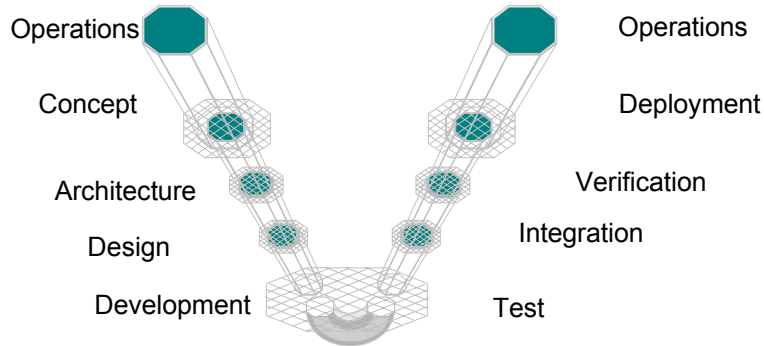
Engineering

(Requirements Management, Requirements Development, Technical Solution, Product Integration, Verification, Validation)

Support

(Configuration Management, Process & Product Quality Assurance, Measurement & Analysis, Causal Analysis & Resolution, Decision Analysis & Resolution, Organizational Environment for Integration)

Engineering of Support Function Framework



CMMI Product Suite



“Vee” Phase

Example Key Support Functions

Key CMMI PAs

Operations

Resources (space, BP systems, staffing levels)

M&A, PP, RSKM

Concept

Business goals performance intervals

M&A, RD

Architecture

Structure of business performance interfaces (cash flow, quality measures, inventory, growth, .etc.)

M&A, TS, PI

Design

Performance constraints for cash flow, service performance, staffing

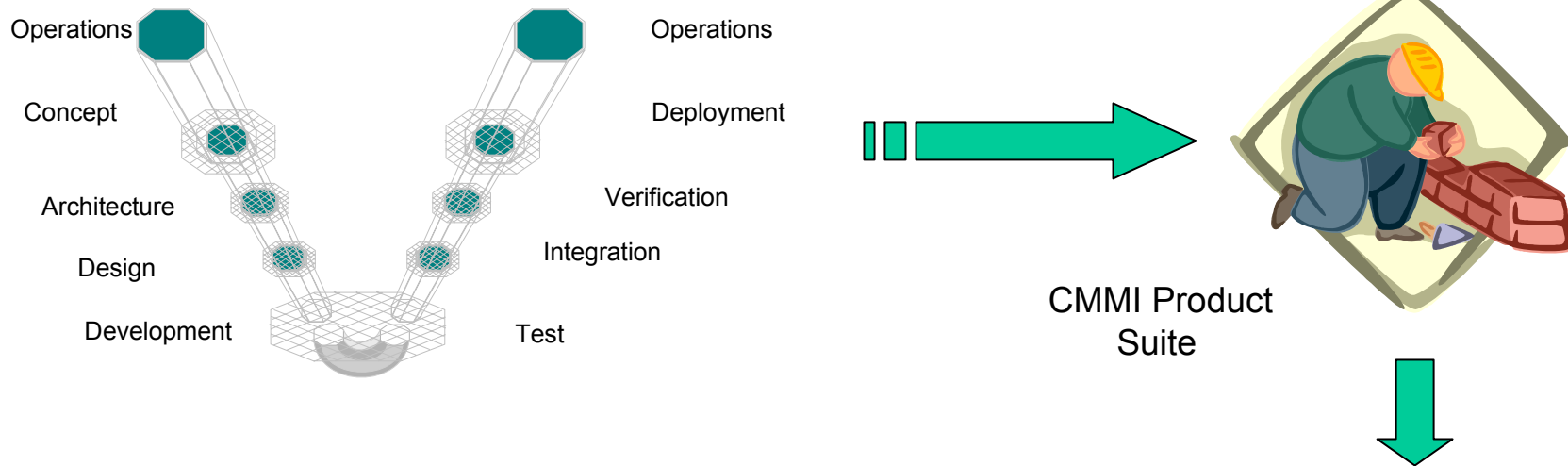
M&A, RD, RM, TS

Development

Builds to support planned market and program expansion

M&A, RD, PP, RSKM

Engineering of Support Function Framework (Continued)



“Vee” Phase

Examples Key Support Functions

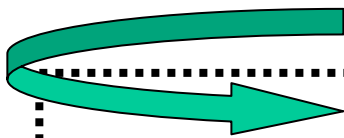
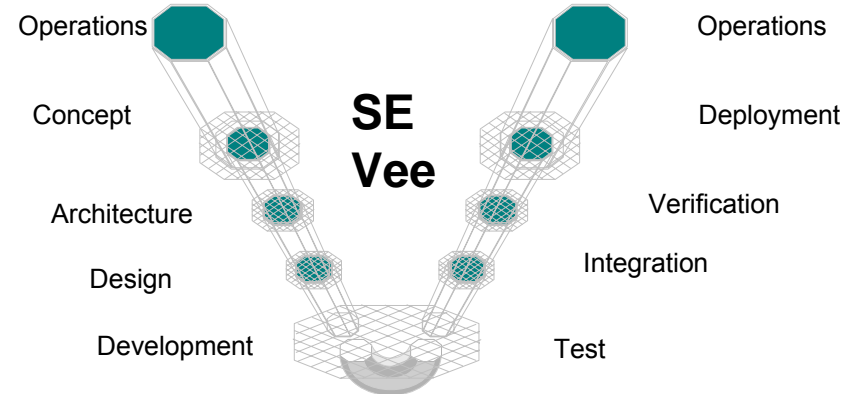
Key CMMI PAs

Test	Finance test scenarios and databases	M&A, VER, VAL
Integration	New interfaces of components (acquisitions) for growth goals, finance and HR functions	TS, PI
Verification	Invoicing and staffing processes	M&A, VER, VAL
Deployment	Perfective and adaptive maintenance of support functions	PP, PMC, TS
Operations	Forecasting of staffing and facilities costs	PP, PMC, QPM, 10 OPP, OID

Overview of the SE Vee, CMMI Process Areas and Business Goals



CMMI
Product Suite



Key Process Areas

Measurement & Analysis, Project Planning, Project Monitoring & Control, Risk Management, Quantitative Project Management, Organizational Innovation & Deployment, Causal Analysis & Resolution, Decision Analysis & Resolution...

Practices

Program
Business
Goals



Invoicing
Procurement
Contracts
Staffing

Latent Defects

Customer
Satisfaction

Example of Balancing Cost and Technical Performance in a Small Setting

Key CMMI Process Areas

Measurement & Analysis, Project Planning, Project Monitoring & Control, Risk Management, Quantitative Project Management, Organizational Innovation & Deployment, Causal Analysis & Resolution, Decision Analysis & Resolution...

Practices

Program
Business
Goals

Support

Technical

Customer
Satisfaction

Invoicing
Procurement
Contracts
Staffing

Latent Defects

Customer
Satisfaction


Key
Measurements

Process
Performance
Intervals

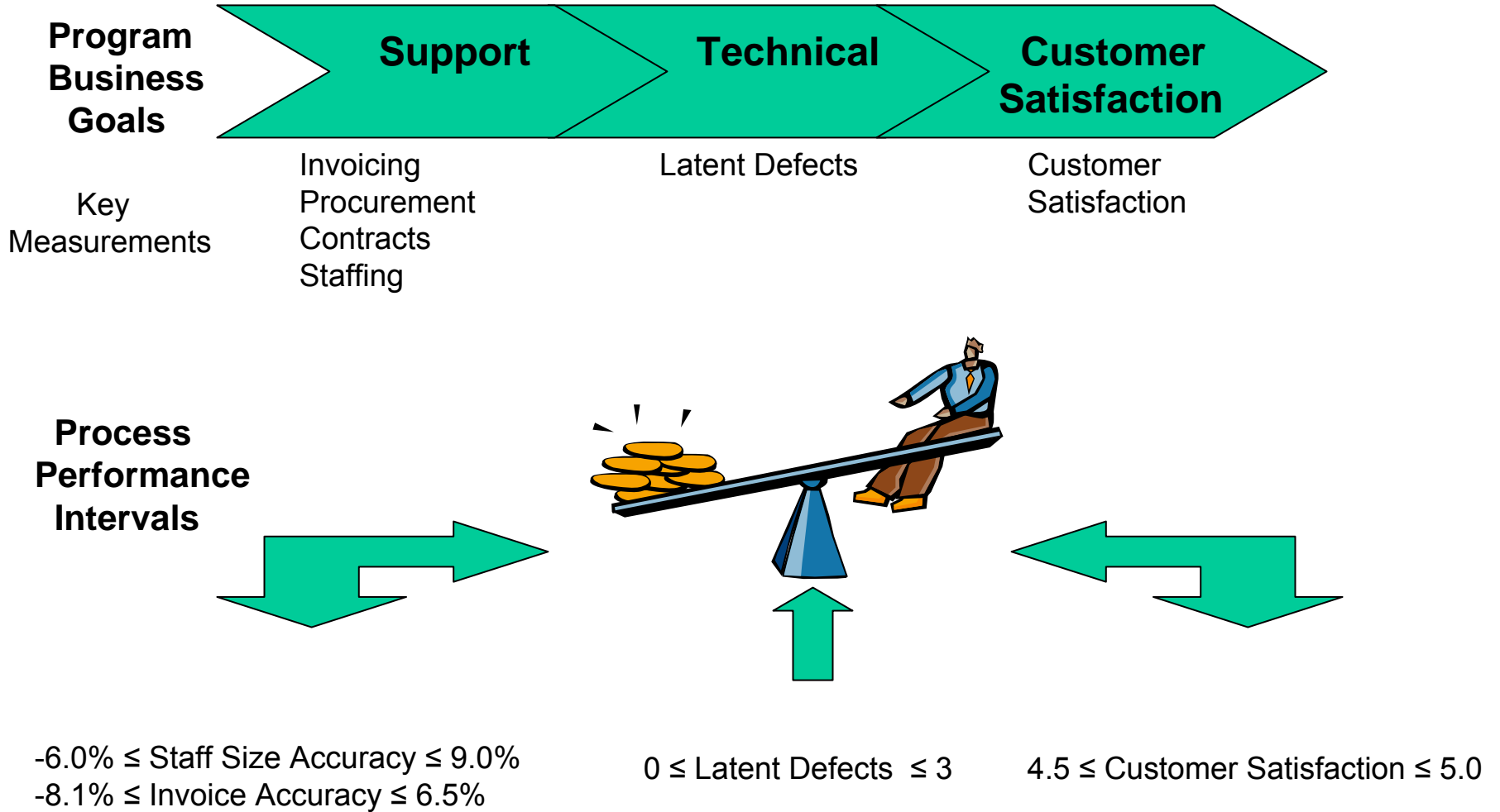
Staff size
Invoice accuracy

Catches/Escapes

Customer
Satisfaction



Case Study Example of Balancing Cost and Technical Performance in a Small Setting (Continued)





Lessons Learned During the Journey



- Focus on defining business goals and related measurements for the organization for the **entire** period of program performance.
- Plan and implement the applicable CMMI PA practices in projects across the organization sooner rather than later as retrofitting is difficult.
- Measurement processes should focus on forecasting yearly costs, required technical performance levels, quality goals and program support levels.
- Apply SE tools and techniques, such as alternative evaluations, performance simulations, requirements definition and risk analysis across the infrastructure functions as well as technical services using practices in the CMMI.
- Provide CMMI training to classes with diverse backgrounds to enhance team building.

Lessons Learned (Continued)



- The phases in the SE Vee provide a useful and applicable life cycle model for engineering of a framework to integrate management and technical practices across a program.
- The SE Vee is very adaptable to small settings and applies to support services, such as finance, contracts and HR.
- The practices in the current version of CMMI Process Areas cover a large percentage of the phases in the Vee.
- Customer advocacy and participation in an appraisal is very advantageous for all.
- For best results, focus on first defining business goals and relevant measurements to implement continuous process improvement to achieve a program performance model to balance cost and technical performance via the CMMI.
- Expect multi iterations during the measurement and analysis activities before key sub-processes are controlled.